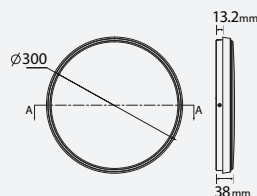


DISCUS

DISC25W-EM-MS

SAP CODE: 2001938

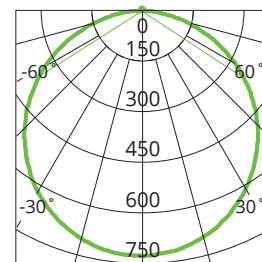


25W, Ultra-slim, Weather Resistant, Tritone LED Oyster with Emergency and Sensor

A sleek, aesthetically designed oyster with a slim body profile for both indoor and outdoor applications.



Photometric Diagram



Unit: cd

- C0/180 114.5deg
 - C90/270 114.1deg

KEY INFORMATION

Lumen Output	2040 / 2190 / 2080lm
Input Power	25W
Hole Cutout Size	N/A
Install	SURFACE MOUNT
Dimming Options	Non-Dimmable
Fitting Colour	WHITE
Warranty	5yr
IP Rating	IP54
IK Rating	IK08
IC Rating	N/A
Rebate Scheme Approvals	N/A

PHOTOMETRIC

Efficacy	81 / 87 / 83lm/W
LED	SMD
CCT	3000 / 4000 / 5700K
CRI	>80
Beam Angle	115°

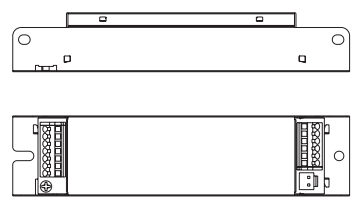
ELECTRICAL

Driver	Integral
Supply Input	220-240V, 50/60Hz
Driver Output Voltage	60V DC
Power Factor	>0.9
LED Input Current (nominal)	400mA
Useful life @Ta25° (L70)	50,000hr

CONSTRUCTION

Housing	Polycarbonate
Optics	PMMA (acrylic)
Adjustable Angle	N/A
Fixings/Hardware	Mounting Bracket
Connection Type	Terminal Block
Total Weight	1.2kg
Dimensions	Ø300 x 49mm
Operating Ambient Temp.	0 to 45°C
Electrical Classification	Class 2

Emergency Battery Kit



Self charging battery during blackouts

Emergency Light Kit ensures that lights remain on at a light level sufficient to allow people to see their way for two hours if there is a power failure

QUICK FACTS

- Self charging Lithium Iron Phosphate (LiFePO4) battery
- Keeps lights on at emergency level for two hours
- Test switch and indicator light

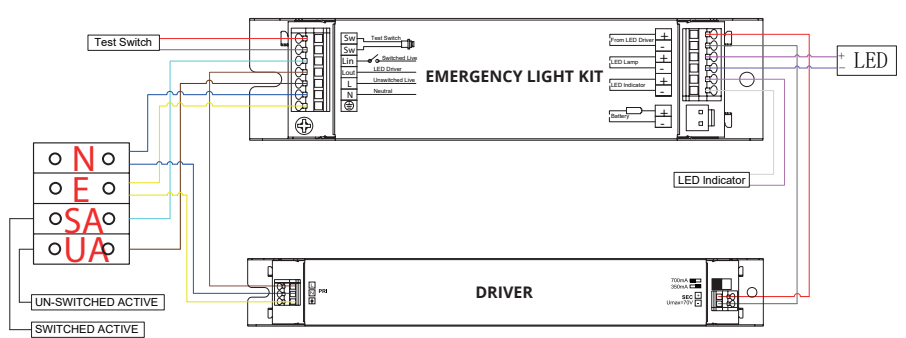
SPECIFICATIONS

Max Battery Temperature	60°
Battery Warranty	4 Years
Emergency Classification	C0-180° D40 C90-270° D40

MAXIMUM SPACINGS FOR CLASS D LUMINAIRES

Maximum Spacings Mounting Height (Metres)

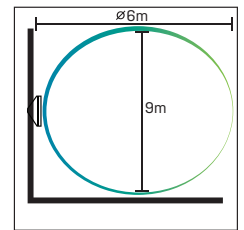

Luminaire Classification	2.1	2.4	2.7	3.0	3.3	3.6	4.0	4.5	5.0	6.0	7.0	8.0	9.0	10	15	20
D25	14.2	14.7	15.3	15.7	16.1	16.5	16.9	17.3	17.7	18.1	18.3	18.2	17.9	17.3	7.7	
D32	15.4	16.1	16.7	17.2	17.6	18.0	18.5	19.1	19.5	20.2	20.6	20.7	20.6	20.3	14.6	
D40	16.7	17.4	18.0	18.6	19.1	19.6	20.1	20.8	21.3	22.1	22.7	23.0	23.1	23.1	19.4	
D50	18.0	18.7	19.4	20.1	20.7	21.2	21.8	22.5	23.2	24.2	24.9	25.4	25.7	25.9	23.7	15.2
D63	19.4	20.3	21.1	21.8	22.4	23.0	23.7	24.5	25.2	26.4	27.4	28.1	28.6	28.9	28.0	22.5



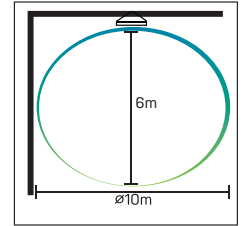
Intellisensor

Combine daylight & high frequency motion detection in one unit to achieve on/off control

Detection range, hold time, standby time and daylight threshold can be preset.



Wall Mount



Ceiling Mount

ELECTRICAL

Load Wattage	40W
Standby Power	<0.5W
Microwave Frequency	5.8Ghz
Detection Area	<0.2mW
Detection Sensitivity	15mx16m (DxH)
Hold Time	50% / 100%
Standby Time	0s to 30min +
Standby Dimming Level	10% to 50%
Daylight Threshold	50lux / Disable
Dimensions	125x51x44mm
IP Rating	IP54

Note: Permanent Standby overrides/disables Daylight sensor to save energy during daylight.

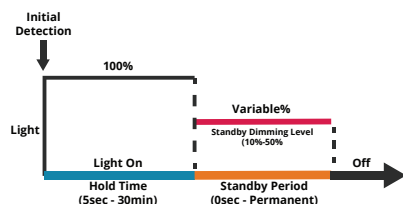
DIP SWITCH SETTINGS



Easy to Set DIM Switches



Intellisensor Function Summary



Detection Range	Light On Hold Time	Daylight Sensor	Standby Period	Standby Dimming Level
1	2 3	4	5 6	7 8
100% 50%	5sec 1min 10min 30min	Disable Enable	no standby 5min 30min permanent standby	10% 20% 30% 50%

If Daylight Sensor is on then all settings will be overridden to save energy during daylight