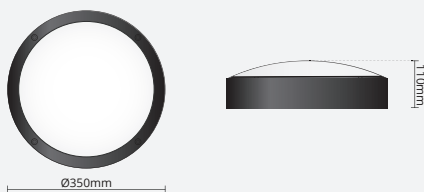


DAWN 30W

DN30WRND-TRI-MS-EM

SAP CODE: 2001915

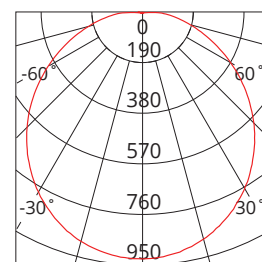


20W, Weather and impact resistant, Selectable colour temperature, LED Bunker with Emergency

A round robust bunker light constructed with aluminium body and opal diffuser providing decorative solution for both residential and commercial applications.



Photometric Diagram



Unit: cd
 - C0/180 120.0deg
 - C90/270 120.0deg

KEY INFORMATION

Lumen Output	2760 / 3000 / 2770lm
Input Power	30W
Hole Cutout Size	N/A
Install	SURFACE MOUNT
Dimming Options	Non-dimmable (*phase-cut dimmable driver available)
Fitting Colour	BLACK
Warranty	3yr
IP Rating	IP66
IK Rating	IK10
IC Rating	N/A
Rebate Scheme Approvals	N/A

PHOTOMETRIC

Efficacy	92 / 100 / 92lm/W
LED	SMD
CCT	3000 / 4000 / 5000K
CRI	>80
Beam Angle	120°

ELECTRICAL

Driver	Integral
Supply Input	220-240V, 50/60Hz
Driver Output Voltage	40VDC
Power Factor	>0.9
LED Input Current (nominal)	750mA
Useful life @Ta25° (L70)	50,000hr

CONSTRUCTION

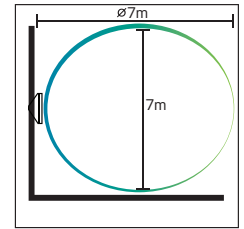
Housing	Aluminium
Optics	Polycarbonate Diffuser
Adjustable Angle	N/A
Fixings/Hardware	Mounting Screws
Connection Type	Terminal Block
Total Weight	2.8kg
Dimensions	Ø350 x 110mm
Operating Ambient Temp.	0 to 45°C
Electrical Classification	Class 1

*Dimming performance may vary depending on the specifications of the dimmer being used. For best performance use Haneco or KASTA dimmers.

Micro-wave sensor

Combine daylight & high frequency motion detection in one unit to achieve on/off control

Detection range, hold time, standby time and daylight threshold can be preset.



Wall Mount

ELECTRICAL

Load Wattage	16W (20W and 30W for 20W and 30W models)
Standby Power	<0.5W
Microwave Frequency	5.8Ghz
Detection Area	<0.5mW
Detection Sensitivity	4 - 7m
Hold Time	5s/30s/60s/3min/5min/10min/20min/30min
Standby Dimming Level	Non-Dim
Daylight Threshold	2Lux/10Lux/25Lux/50Lux/Disable

Note: Permanent Standby overrides/disables Daylight sensor to save energy during daylight.

DIP SWITCH SETTINGS

Detection Area		Hold Time			Daylight Sensor		
1	2	3	4	5	6	7	8
on	on	on	on	on	on	on	on
	on	on		on	on	on	
on		on	on		on	on	
		on			on		
			on				
				on			
						on	
			on				
							on



- NOTE:**
- 'Os" means on/off control.
 - "+" means bi-level dimming control, fixture never switches off.
 - Factory default setting: 100%, 1min, 50Lux, 5min, 100%