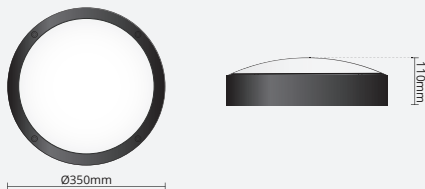


DAWN 30W

DN30WRND-TRI-MS

SAP CODE: 2001913

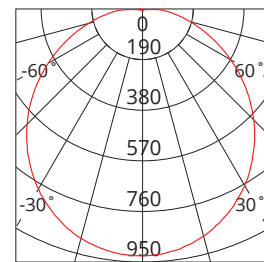


30W, Weather and impact resistant, Selectable colour temperature, LED Bunker with microwave sensor

A round robust bunker light constructed with aluminium body and opal diffuser providing decorative solution for both residential and commercial applications.



Photometric Diagram



Unit: cd
 - C0/180 120.0deg
 - C90/270 120.0deg

KEY INFORMATION

Lumen Output	2760 / 3000 / 2770lm
Input Power	30W
Hole Cutout Size	N/A
Install	SURFACE MOUNT
Dimming Options	Non-dimmable (*phase-cut dimmable driver available)
Fitting Colour	BLACK
Warranty	3yr
IP Rating	IP66
IK Rating	IK10
IC Rating	N/A
Rebate Scheme Approvals	N/A

PHOTOMETRIC

Efficacy	92 / 100 / 92lm/W
LED	SMD
CCT	3000 / 4000 / 5000K
CRI	>80
Beam Angle	120°

ELECTRICAL

Driver	Integral
Supply Input	220-240V, 50/60Hz
Driver Output Voltage	40VDC
Power Factor	>0.9
LED Input Current (nominal)	750mA
Useful life @Ta25° (L70)	50,000hr

CONSTRUCTION

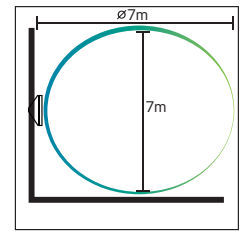
Housing	Aluminium
Optics	Polycarbonate Diffuser
Adjustable Angle	N/A
Fixings/Hardware	Mounting Screws
Connection Type	Terminal Block
Total Weight	2.3kg
Dimensions	Ø350 x 110mm
Operating Ambient Temp.	-20 to 45°C
Electrical Classification	Class 1

*Dimming performance may vary depending on the specifications of the dimmer being used. For best performance use Haneco or KASTA dimmers.

Micro-wave sensor

Combine daylight & high frequency motion detection in one unit to achieve on/off control

Detection range, hold time, standby time and daylight threshold can be preset.



Wall Mount

ELECTRICAL

Load Wattage	16W (20W and 30W for 20W and 30W models)
Standby Power	<0.5W
Microwave Frequency	5.8Ghz
Detection Area	<0.5mW
Detection Sensitivity	4 - 7m
Hold Time	5s/30s/60s/3min/5min/10min/20min/30min
Standby Dimming Level	Non-Dim
Daylight Threshold	2Lux/10Lux/25Lux/50Lux/Disable

Note: Permanent Standby overrides/disables Daylight sensor to save energy during daylight.

DIP SWITCH SETTINGS

Detection Area		Hold Time			Daylight Sensor					
1	2	3	4	5	6	7	8			
on	on	on	on	on	on	on	on	100%	5s	2Lux
on	on	on	on	on	on	on	on	75%	30s	10Lux
on	on	on	on	on	on	on	on	50%	1min	25Lux
on	on	on	on	on	on	on	on	25%	3min	50Lux
on	on	on	on	on	on	on	on		5min	Disable
on	on	on	on	on	on	on	on		10min	
on	on	on	on	on	on	on	on		20min	
on	on	on	on	on	on	on	on		30min	



NOTE:

- 'Os" means on/off control.
- "+" means bi-level dimming control, fixture never switches off.
- Factory default setting: 100%, 1min, 50Lux, 5min, 100%