



## 1 to 6-button assembled switch

### FEATURES

- Modern, slim (7.8mm plate depth) contemporary design based on traditional classic shape
- UV stabilised to avoid discolouring
- Switch apertures acceptive of KASTA mechanisms and traditional 30 Series\* mechanism designs, subject to clearance of rear terminal arrangement
- Fits standard first fix mounting accessories (e.g. C-clips, nail brackets, wall boxes)
- Flush mounting centres (not recessed) for quicker installation
- Backed off terminal screws and deep tunnels allow fast fitment of cables
- Insulated screw caps hinged to the grid plate to provide IP2X rating on mounting screws
- 5 year warranty

\*30 Series mechanism shape is a trademark of Schneider Electric (Australia) Pty. Ltd.

### ORDERING CODE

**EG1ASV-WH**

(number of buttons)

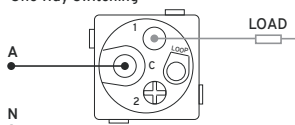
(plate finish)

- 1 - One switch configuration
- 2 - Two switch configuration
- 3 - Three switch configuration
- 4 - Four switch configuration
- 5 - Five switch configuration
- 6 - Six switch configuration

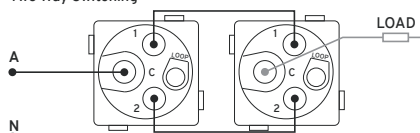
- WH - White
- MBK - Matte Black

### CONNECTION

One Way Switching




Two Way Switching



### SPECIFICATIONS

Power Supply	220-240V a.c.
Operating Ambient Temperature	-20 to 40°C
IP Rating	IP20
Plate Depth	7.8mm
Terminal Size	4.1mm bore (accommodates 4x1.5mm <sup>2</sup> cables)
Terminal Screw Type	Flat Terminal Screw
Mounting Points	84mm / 103mm and Corners
Mounting Screw Type	Combination Flat / Philips Head Screws
Plate Colour (Finish)	White (Gloss) / Black (Matte)
Housing Material	Polycarbonate (PC)
Standards Complied	AS/NZS 3100, AS/NZS 3133

### COLOURS



### DIMENSIONS

