

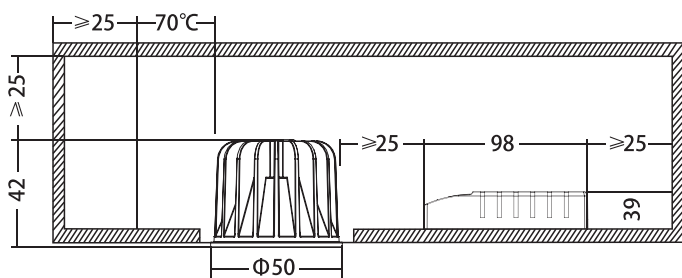
HANECO LIGHTING LED INSTALLATION GUIDE



LED YOUR FUTURE

Haneco lighting LED Downlight allows the minimum clearance around heat sink, including thermal insulation and building structural members to be at a minimum of 25mm. This clearance is based on maximum ambient temperature of 70°C, The electronic LED driver must be located at least 25mm away from the heat sink in a well ventilated area that is not directly.

*Installation Instructions:

1. Take LED fitting out from box
2. Cut hole as per instruction below
3. Put the plug into the socket
4. Insert LED Downlight into the pre-cut hole while gently releasing mounting springs.



8W	 SMD	DIM	IP44	240V
-20° ~45°		Alum.	350mA	24VDC

PRODUCT CODE: RETRO7W