

# SKYLUX<sup>EVO</sup>

**SKYLUX150W-EV**  
SAP CODE: 2002419

## Sleek and powerful.

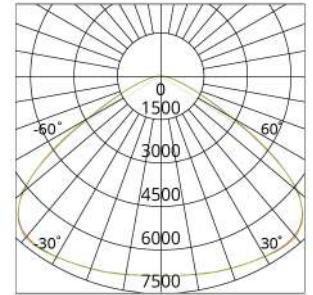
SKYLUX EVO is a power switchable LED highbay, suitable for many commercial and industrial applications with high ceilings, and a need for high visibility and effective productivity.

### APPLICATIONS

Warehouse, Storage Facilities,  
Manufacturing Facilities, Cool Rooms,  
General Industrial



### PHOTOMETRIC DIAGRAM



Unit: cd  
— C0/180 115.8deg  
— C90/270 116.3deg

### KEY INFORMATION

Power	100 W 120 W 150 W
Lumen Output	17,168 lm 19,649 lm 23,488 lm
Mounting Type	Suspended
Dimming Type	0-10V Dimmable
Body Colour	Black
IP Rating	IP65
IK Rating	IK08
Operating Ambient Temp.	-30 to 50°C
Connection Type	1.5m Rubber Flex & Plug
Driver	Integral
Warranty	5 yrs

### PHOTOMETRIC

Efficacy	172 lm/W 166 lm/W 160 lm/W
CCT	5000 K
CRI	> 70
SDCM	< 5
UGR	< 32
Beam Angle	120°
Projected Lifespan	>54,000hrs @ Ta 25°C (L70)

### ELECTRICAL

Input Voltage	100-277V, 50/60Hz
Power Factor	> 0.9
Electrical Classification	Class I
Flicker-free	Yes
Surge Protection	Overload / Short Circuit

### OTHERS

Body Material	Die Cast Aluminium
Diffuser Material	Polycarbonate (Clear)
HACCP Approval	No
Rebate Scheme Approvals	N/A
Weight	1.5 kg
Dimensions	Ø252 x 147 mm



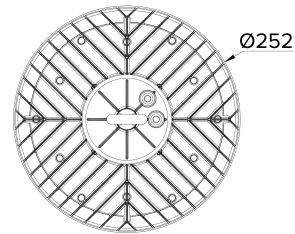
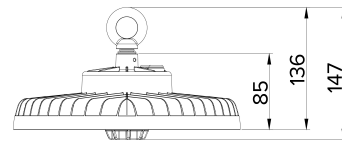
# SKYLUX<sup>EVO</sup>

**SKYLUX150W-EV**  
SAP CODE: 2002419

## Sleek and powerful.

SKYLUX EVO is a power switchable LED highbay, suitable for many commercial and industrial applications with high ceilings, and a need for high visibility and effective productivity.

### DIMENSIONS



150W

### ACCESSORIES

Description	Product Code
Microwave Motion Sensor	SKYLUX-G5/EV-MS
Sensor Remote Controller	HIGHBAY-REMOTE
Surface Mount Bracket	SKYLUXG4-BRKT



SKYLUX-G5/EV-MS



HIGHBAY-REMOTE



SKYLUXG4-BRKT