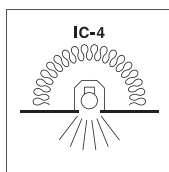


## VIVA90

**Product Code: VIVA90-Multi**

This range of Haneco Lighting LED products have been tested to AS/NZS60598.2.2:2001 standards and are approved to the luminaire will not exceed 90° when side abut or covered with ceiling insulation. Building insulation used to abut and cover the luminaire must meet the following requirements:

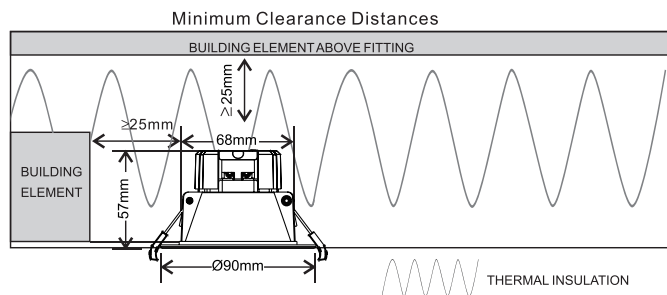
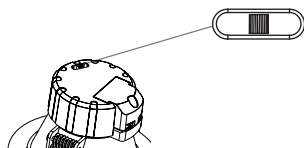
- 1: Be of a type that can maintain it's dimensions and structural integrity when exposed to the maximum surface temperatures of the class of luminaire, being 90°C and must withstand a 30s needle flame test carried out in accordance with AS/NZS 60695.11.5 with the flame applied to all surfaces of the sample.
- 2: [New Zealand Only] Loose fill insulation as defined in NZS4246 is not permitted to abut or cover this luminaire.



Nr.	INFO & WARNING	
a	The minimum clearance distance from the top of the luminaire to any normally flammable building element (mm) .....	25mm
b	The minimum clearance distance from the top of the luminaire to any building insulation (mm) .....	0mm
c	The minimum clearance distance from the side of the luminaire to any normally flammable building element (mm) ...	25mm
d	The minimum clearance distance from the side of the luminaire to any normally building insulation (mm) .....	0mm

**\*INSTALLATION:**

1. Cut 70 mm diameter hole.
2. Put the plug into the socket.
3. Select CCT setting(WW, NW, CW)
4. Hold mounting clips up to sides of downlight and insert downlight into cut-out so that springs retract onto rear face of ceiling.



7W	SMD	DIM	IP44
240V	-20° ~ 45°	↑	Built-in Driver

Installation of the product is to be completed by a licensed electrician, in accordance with these instructions and relevant Australian standards and local regulations.

**Warning:**

- Type Y: If the external flexible cable or cord of this luminaire is damaged, it shall be exclusively replaced by the manufacturer or his service agent or a similar qualified person in order to avoid a hazard
- Non-user replaceable light source
- The lens cover of luminaire is secured by glue, un-removable

