



ESODO EDGE

Emergency Exit Signs

Architectural slimline design.

ESODO EDGE is a super slim LED emergency EXIT sign for multiple surface mounting options. With its blade style and slick edge-lit design ESODO EDGE will also provide safety in high end architectural applications.

Features

- 5-in-1 surface mount fitting
- Super slim design
- 24m viewing distance
- More than 1.5 hours discharge time
- LiFePO4 battery compliant with AS2293.3
- Replaceable decals supplied
- Also available in black

Benefits

- Unlimited flexibility and installer friendly
- Pleasing aesthetics
- Ensured safety throughout the building
- Ensured and guaranteed safety
- Peace of mind for the end user
- The correct sign for every application
- Suitable for low illuminance applications



IP20
Ingress
Protection
Rating



LiFePO4
Battery
Reliability



RCM
Australian
Standard
Compliance



5yr
Warranty

Product Overview

| POWER (Standby) | POWER (Charging) | DISCHARGE TIME | RECHARGE TIME | EMERGENCY CLASSIFICATION | SAP CODE | PRODUCT CODE |
|-----------------|------------------|----------------|---------------|--------------------------|--------------------|---|
| 1.5W | 3W | >1.5 hours | 16 hours | E6.3 | 2002084 2002086 | ESD24M-SM ESD24M-SM-BK |

24M = 24m viewing distance **SM** = Surface Mount **BK** = Black

SPECIFICATIONS

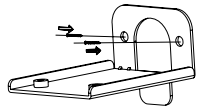
| | | | |
|--------------------------|----------------------|---------------------------------------|--------------------------|
| Viewing Distance: | 24m | Driver: | Integral |
| Type: | Maintained | Power Connection: | Screw Terminals |
| Body Material: | ABS | Input: | 220-240V, 50/60Hz |
| Housing Colour: | White Black | Electrical Classification: | Class 2 |
| IP Rating: | IP65 | Battery Type: | LiFePO4 3.2V 1.5Ah |
| AS/NZS Standards: | 60598 / 2293.3 | Charger Operation: | Continuous |
| Warranty: | 5yr 1yr (battery) | Battery Test Button: | Manual |
| | | Lifespan: | >50,000hrs @Ta25°C (L70) |
| | | Operating Ambient Temperature: | 0 to 45°C |

APPLICATIONS

| Standard Version: | Black Version: |
|-------------------|----------------|
| Schools | Theatres |
| Offices | Cinemas |
| Hotels | Auditoriums |
| Retail | Lecture Rooms |
| Galleries | Dark Rooms |
| Factories | |
| Car Parks | |
| Stairwells | |


ACCESSORIES


Side Mount Bracket: ESD-SIDE (2002179)



Replaceable Pictogram Set: (Supplied with Product)

Exit 

Exit Right 

Exit Left 

Exit and Emergency

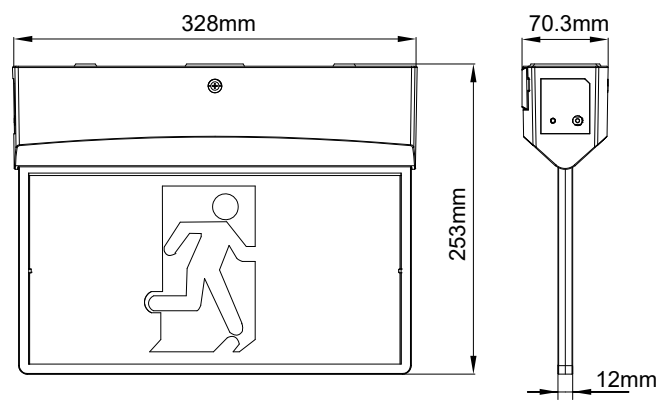


White



Black

DIMENSIONS



FIND OUT MORE:

