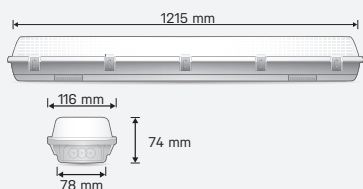


# TRIPROOF

TRIPROOF40W12-4K-SS

SAP CODE: 2000474



1200mm, 40W,  
Intellisensor, 4000K,  
rugged indoor/outdoor  
LED batten

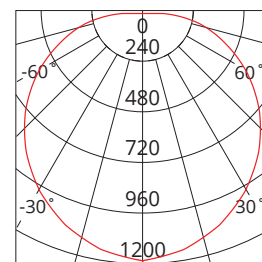
A robust outdoor/indoor IK08  
vandal resistant LED batten  
with Intellisensor for automatic  
standby dimming.

### Accessories

SUSPENSION KIT; WIREGUARD



Photometric  
Diagram



Unit: cd  
- C0/180 110.0deg  
- C90/270 110.0deg

## KEY INFORMATION

|                         |               |
|-------------------------|---------------|
| Lumen Output            | 3890lm        |
| Input Power             | 40W           |
| Hole Cutout Size        | N/A           |
| Install                 | SURFACE MOUNT |
| Dimming Options         | Non-Dimmable  |
| Trim Colour             | WHITE         |
| Warranty                | 5yr           |
| IP Rating               | IP65          |
| IK Rating               | IK08          |
| IC Rating               | N/A           |
| Rebate Scheme Approvals | N/A           |

## PHOTOMETRIC

|            |        |
|------------|--------|
| Efficacy   | 97lm/W |
| LED        | SMD    |
| CCT        | 4000K  |
| CRI        | >80    |
| Beam Angle | 120°   |

## ELECTRICAL

|                             |                   |
|-----------------------------|-------------------|
| Driver                      | Integral          |
| Supply Input                | 220-240V, 50/60Hz |
| Driver Output Voltage       | 57-20VDC          |
| Power Factor                | >0.9              |
| LED Input Current (nominal) | 700mA             |
| Useful life @Ta25° (L70)    | 50,000hr          |

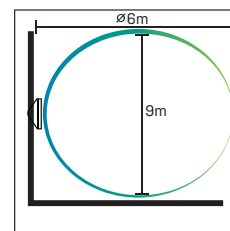
## CONSTRUCTION

|                           |                        |
|---------------------------|------------------------|
| Housing                   | Polycarbonate          |
| Optics                    | Polycarbonate Diffuser |
| Adjustable Angle          | N/A                    |
| Fixings/Hardware          | Bracket                |
| Connection Type           | Terminal Block PA14    |
| Total Weight              | 2kg                    |
| Dimensions                | 1215x75x116mm          |
| Operating Ambient Temp.   | -30 to 50°C            |
| Electrical Classification | Class 1                |
| Food Grade Approval       | HACCP                  |

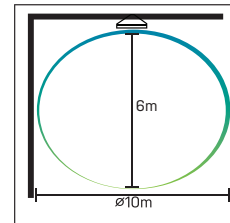
# Intellisensor

Combine daylight & high frequency motion detection in one unit to achieve on/off control

Detection range, hold time, standby time and daylight threshold can be preset.



Wall Mount



Ceiling Mount

## ELECTRICAL

|                       |                 |
|-----------------------|-----------------|
| Load Wattage          | Max. 500w       |
| Standby Power         | <0.5w           |
| Microwave Frequency   | 5.8Ghz1         |
| Detection Area        | <0.2mW          |
| Detection Sensitivity | 15mx16m (DxH)   |
| Hold Time             | 50% / 100%      |
| Standby Time          | 0s to 30min +   |
| Standby Dimming Level | 10% to 50%      |
| Daylight Threshold    | 50lux / Disable |
| Dimensions            | 125x51x44mm     |
| IP Rating             | 65              |

## Dip Switch Settings

| Detection Range          |      | Hold Time                |       | Daylight Sensor          | Standby Period |                          | Standby Dimming lever |                          |     |
|--------------------------|------|--------------------------|-------|--------------------------|----------------|--------------------------|-----------------------|--------------------------|-----|
| 1                        |      | 2                        | 3     | 4                        | 5              | 6                        | 7                     | 8                        |     |
| <input type="checkbox"/> | 100% | <input type="checkbox"/> | 5s    | <input type="checkbox"/> | Disable        | <input type="checkbox"/> | 0s                    | <input type="checkbox"/> | 10% |
| <input type="checkbox"/> | 50%  | <input type="checkbox"/> | 1min  | <input type="checkbox"/> | 50Lux          | <input type="checkbox"/> | 5min                  | <input type="checkbox"/> | 20% |
|                          |      | <input type="checkbox"/> | 10min |                          |                | <input type="checkbox"/> | 30min                 | <input type="checkbox"/> | 30% |
|                          |      | <input type="checkbox"/> | 30min |                          |                | <input type="checkbox"/> | +∞                    | <input type="checkbox"/> | 50% |

- Note:** 1. "0s" = on/off control  
 2. "+∞" = bi-level dimming control, fixture never switches off.  
 3. Factory default setting: 100%, 5s, Disable, 5min, 10%



on \*Dip Switch Colour = White