



Modern Efficient LED Highbay Range

**SKYPAD, SKYLITE & MERIDIAN,
powerful and high intensity
highbays**

Bestselling SKYPAD

SKYPAD is a proven and highly popular design with 120, 150 and 200W models. A large range of accessories are available to mount or protect the fitting and diffuse or control the light. This tried and tested highbay ticks all the boxes for efficiency and performance and is backed up by a five year warranty.

Cost effective SKYLITE

This high performance highbay is a no frills, cost effective solution for lighting large spaces. SKYLITE keeps on saving money with excellent luminous efficacy of over 140 lm/W. 1-10V dimming supports sensors that make sure that no light is wasted. It's available in 3 wattages – 120, 150 & 200W.

Linear MERIDIAN

MERIDIAN is a linear highbay designed with warehouse aisles in mind that directs the light exactly where you want it. These aisle lighters deliver substantial energy savings in tall racking by not wasting light where it's not needed. You can choose between a high mount 30° x 70° beam or a low mount 40° x 130° for optimal illumination at different mounting heights.

Rugged & Weatherproof

All Haneco highbays have impact ratings ranging from a solid IK08 for SKYLITE to a genuinely tough IK10 for SKYPAD and MERIDIAN. Dust and moisture are not a problem with SKYPAD rated an impressive IP67 and MERIDIAN & SKYLITE a weatherproof IP65.

Efficiency Approval

Haneco LED highbays are highly efficient, delivering up to 151lm/W. Most models are accredited for use in the government energy saving schemes REES, VEET and IPART. All have a much greater lifespan with a stronger light output at a lower energy cost than older technologies such as metal halide.

Save more with Intellisensor and Sunmax

For the very best energy efficient performance, our 1-10V dimmable highbays can be paired with either of Haneco's smart technology products Intellisensor or Sunmax. Intellisensor is a programmable occupancy sensor that dims the light when no-one is around. Sunmax automatically adjusts output to maximise the use of free sunlight. Both can be used in zones or on individual fixtures.

**Better lens,
greater savings**


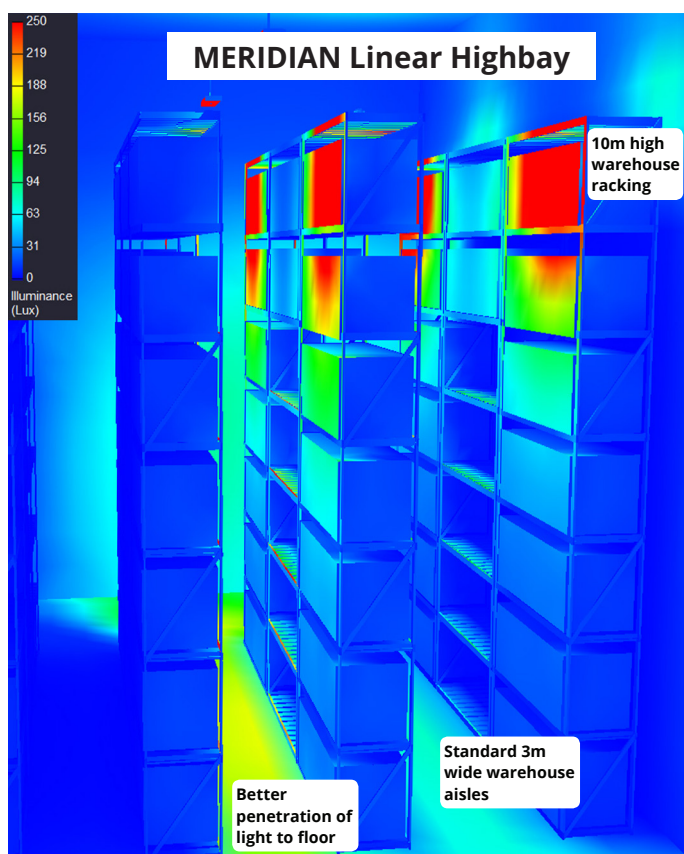
Optimal Light Distribution Linear LED Highbay

MERIDIAN delivers light to where it counts.

- Perfect for high racking and warehouse aisles
- Dust and moisture proof IP65
- 1.2m flex and plug
- Robust IK10 impact rating
- 1-10V dimming standard
- 5 year warranty
- Choice of standard mount 30° x 70° for up to 8m tall racks, or 30° x 70° for higher racks or 15m ceilings



For tall racks, MERIDIAN outperforms conventional style LED highbays.



Watt	Lumen	lm/W	Beam Angle	SAP Code	Code
120W	16300lm	136lm/W	30° x 70° High Mount	2000990	MERID120W30X70
120W	16440lm	137lm/W	40° x 130° Standard Mount	2000991	MERID120W40X130
160W	21000lm	131lm/W	30° x 70° High Mount	2000992	MERID160W30X70
160W	21740lm	136lm/W	40° x 130° Standard Mount	2000993	MERID160W40X130

VEET; REES; IPART

VEET; REES; IPART

Tried & Tested

Market Favourite LED Highbay

The SKYPAD range is tried and tested and available in four wattages - 120W, 150W and the high powered 200W.

- Bestselling efficiency upgrade from conventional highbay
- Wide range of accessories to protect luminaire and control light output
- Excellent lumen efficacy up to 144lm/W
- IP67 protection against dust and heavy weather
- Adjustable bracket for surface or suspension mount installation
- 2.5m UV resistant flex and plug included
- 1-10V Dimming as standard
- CCT 5000K, CRI 80, PF>0.9
- Intellisensor programmable auto dimming model available
- Sunmax programmable daylight harvesting model available
- 5 year warranty




Feature	Watt	Lumen	lm/W	Code
1- 10 V Dimming VEET, REES, IPART	120W	17320lm	144lm/W	SKYPAD120W-10VDIM
Intellisensor	120W	17320lm	144lm/W	SKYPAD120W-I
Sunmax	120W	17320lm	144lm/W	SKYPAD120W-SUN
1- 10 V Dimming, VEET, REES, IPART	150W	21000lm	140lm/W	SKYPAD150W-10VDIM
Intellisensor	150W	21000lm	140lm/W	SKYPAD150W-I
Sunmax	150W	21000lm	140lm/W	SKYPAD150W-SUN
1-10 V Dimming, VEET, REES, IPART	200W	28000lm	140lm/W	SKYPAD200W-V2
Intellisensor	200W	24800lm	124lm/W	SKYPAD200W-I
Sunmax IPART, REES	200W	28000lm	140lm/W	SKYPAD200W-V2-SUN

SKYPAD Accessories




SKYPAD Extension Bracket
• for different mounting options up to 90°
FL-SKYPADKIT



SKYPAD Diffuser
• tough polycarbonate diffuser to reduce glare
PCD-SKYPAD



SKYPAD Wireguard
• additional damage protection for lens
SKYPAD-WIREGUARD



SKYPAD Food Grade Surface Mount Kit
• suitable for hospitality and food processing industries (only for 120W)
SKYPAD-FGSMK001



SKYPAD Prismatic Diffuser
• partially restricts light output to 100°
SKYPAD-PRSDIF (open bottom)
SKYPAD-PRSDIF-EN (enclosed bottom)



SKYPAD Metal Reflector
• confines light output to 90°
HRPAD110DB



SUNMAX
• Adjustable daylight harvesting sensor
SUNMAX50MA-W-IP20



INTELLISENSOR
• Smart auto standby LED lighting solution
MC031V

**Astonishing
efficiency**

Hyper-efficient SKYLITE

SKYLITE is a no-nonsense disc of light that features excellent luminous efficacy and fantastic lumen output.

SKYLITE

- Cutting-edge graphene body
- Eye bolt suspension or optional mounting bracket
- 1 -10V Dimming to support smart sensors
- Luminous efficacy of over 140lm/W
- Weatherproof IP65 rating
- Robust IK08 impact rating



Feature	Watt	Lumen	lm/W	Code
VEET, REES, IPART	120W	16760lm	140lm/W	SKYLITE120W90D-10VDIM
VEET, REES, IPART	150W	22600lm	150lm/W	SKYLITE150W90D-10VDIM
VEET, REES, IPART	200W	28870lm	144lm/W	SKYLITE200W90D-10VDIM