

# HANECO LED FLOODLIGHT INSTALLATION GUIDE

## STAX

Thanks for choosing our STAX LED Floodlight. We strongly recommend that you read this manual carefully before installation.

### Product Paramater

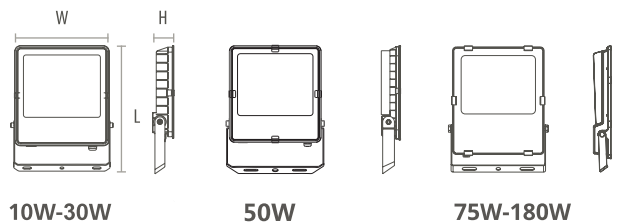
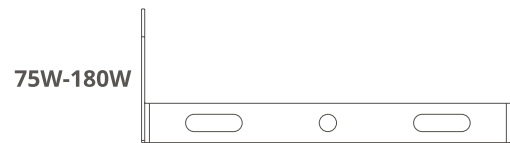
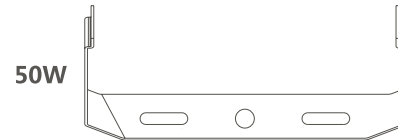
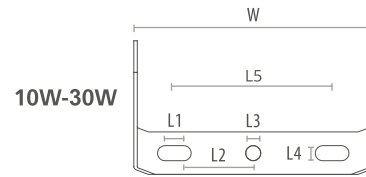
PRODUCT CODE	POWER	VOLTAGE/ FREQUENCY	PF	IK RATING	OPERATING TEMPERATURE	Net Weight
STAX10WB5K	10W	220 - 240V 50Hz - 60Hz	>0.9	IK07	-20° - 50°	0.32kg
STAX20WB5K	20W		>0.9	IK07	-20° - 50°	0.46kg
STAX30WB5K	30W		>0.9	IK07	-20° - 50°	0.63kg
STAX50WB5K	50W		>0.9	IK08	-20° - 50°	0.93kg
STAX75WB5K	75W		>0.9	IK08	-20° - 50°	1.91kg
STAX100WB5K	100W		>0.9	IK08	-20° - 50°	1.91kg
STAX140WB5K	140W		>0.9	IK08	-20° - 50°	2.78kg
STAX180WB5K	180W		>0.9	IK08	-20° - 50°	4.87kg

### Product Dimension

#### Bracket for installation :


	10W	20W	30W	50W	75w	100w	140w	180w
L1	8mm	8mm	8mm	20mm	25mm	25mm	25mm	25mm
L2	30mm	40mm	55mm	35mm	60mm	60mm	70mm	90mm
L3	6.5mm	6.5mm	6.5mm	10.5mm	5.5mm	5.5mm	5.5mm	5.5mm
L4	6.5mm	6.5mm	6.5mm	6.5mm	5.5mm	5.5mm	5.5mm	5.5mm
L5	68mm	88mm	118mm	90mm	145mm	145mm	165mm	205mm
W	103mm	133mm	163mm	178mm	237mm	237mm	287mm	329mm

	10W	20W	30W	50W	75w	100w	140w	180w
L	164mm	193mm	213mm	238mm	317mm	317mm	368mm	431mm
W	113mm	143mm	173mm	183mm	250mm	250mm	300mm	342mm
H	33mm	33mm	33mm	37mm	53mm	53mm	53mm	60mm

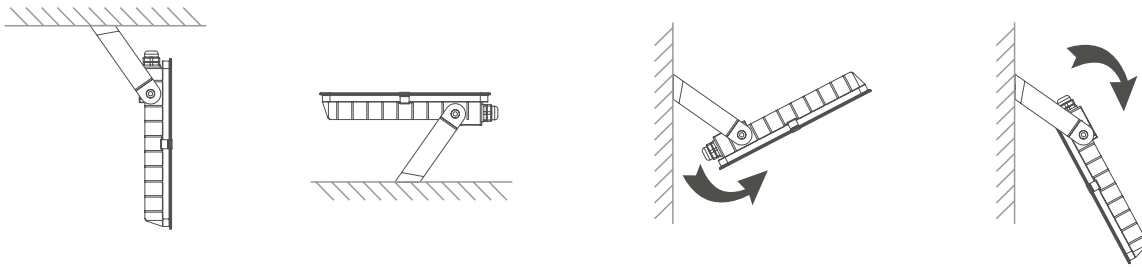


## Installation

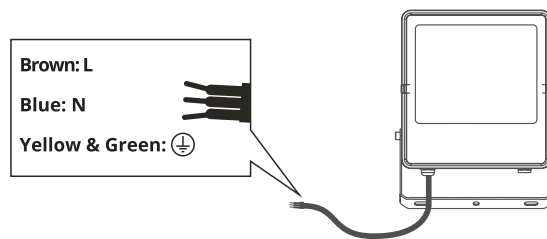
1. Attach the brackets to a surface with appropriately rated fixing hardware.



2. Adjust floodlight to the desired angle



3. Connect to the 240V mains supply as per the diagram



### WARNING

The luminaire must be installed by professional electrician.  
Switch power off when wiring the luminaire.  
Ensure input voltage conforms to the voltage range of product.  
Ensure wires are securely connected.  
Before switching on, ensure that all the wiring is correct.  
The warranty is void if product is not installed according to the instructions.

Product Code: **STAX10WB5K**  
**STAX20WB5K**  
**STAX30WB5K**  
**STAX50WB5K**  
**STAX75WB5K**  
**STAX100WB5K**  
**STAX140WB5K**  
**STAX180WB5K**